

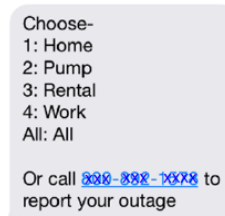
How to Text Your Outage to Coleman County Electric Cooperative

If you have signed up for Coleman County Electric Cooperative's texting services, here is a step-by-step guide on how you can text your outage to us.

If you only have one meter with us, the process is easy. Just text "Outage" to 55050.



If you have multiple meters with us, the process is still easy, but a few extra steps may be involved. When you signed up for the texting service with us on our website, you likely created nicknames for your meters (e.g., home, pump, barn, etc.). If you forget what nicknames you used or if you do not type in your outage correctly, you will receive a text message similar to the one at the right. You can either enter the number or the nickname as it appears on the list.



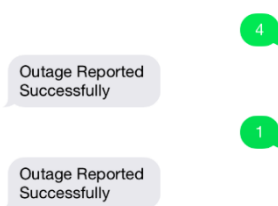
Choose-
1: Home
2: Pump
3: Rental
4: Work
All: All

Or call [888-888-7678](tel:888-888-7678) to report your outage

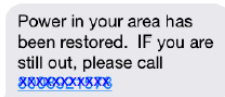
Once the outage is texted correctly, you will receive a confirmation text.




If you have multiple meters that are out of power, you can report those one at a time by texting the number or nickname from the list or you may text 'all' or 'outageall' if all meters are without power.



Once the power is restored, you will receive a text.



If you would like to know the status of your outage, simply text 'OutageStatus.' Our system will reply with a message notifying you of the current status of the outage.



REMEMBER: To use Coleman County Electric Cooperative's texting service, we must have your cell phone number on file, and you have to register for the service on our website. If you have not signed up for our texting services yet, make sure to do so at www.colemanelectric.org .